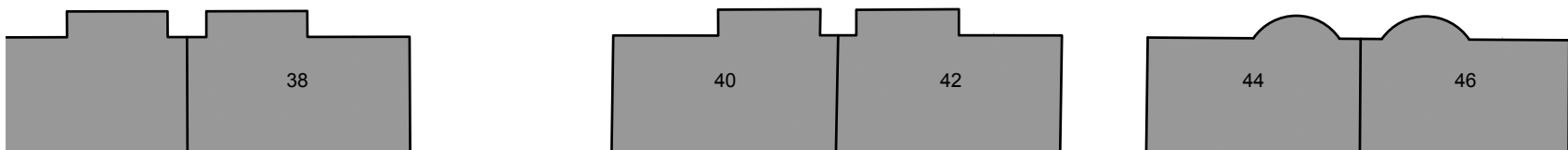



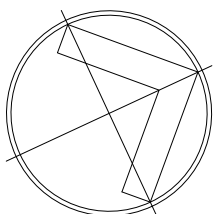
GROSVENOR ROAD

Grosvenor Mansions



Key

 Hatch indicating areas of land with a right of access



A 16.01.18 Revised in response to urban design officer's comments

up sc

Planning

Chalkwell Lodge Site

Westcliff-on-Sea

Right of access plan

0 1 5 10 15 20 25m

Scale @ 1:250

drawing number	revision	scale @ A3	date	drawn	checked
1667 P-10	A	1:250	02.08.2017	SH	SC

Studio 35 10 Hornsey St London N7 8EL | T:020 7700 2736 | london@mepk.co.uk | www.mepk.co.uk

